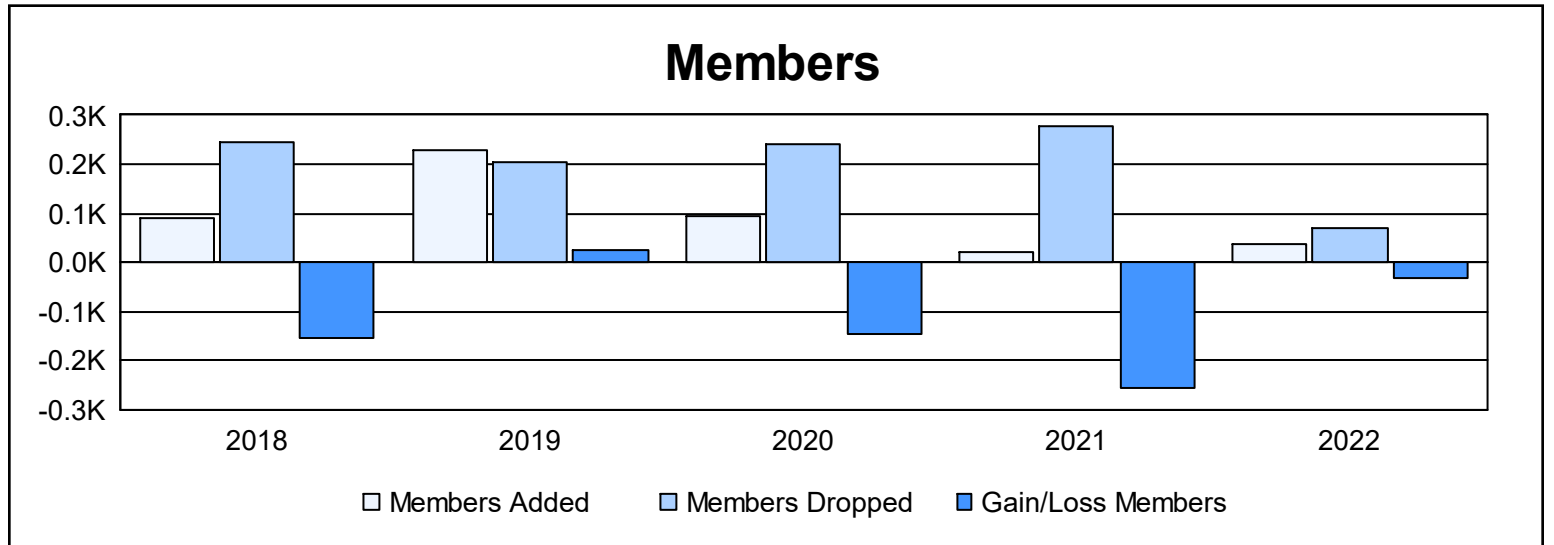
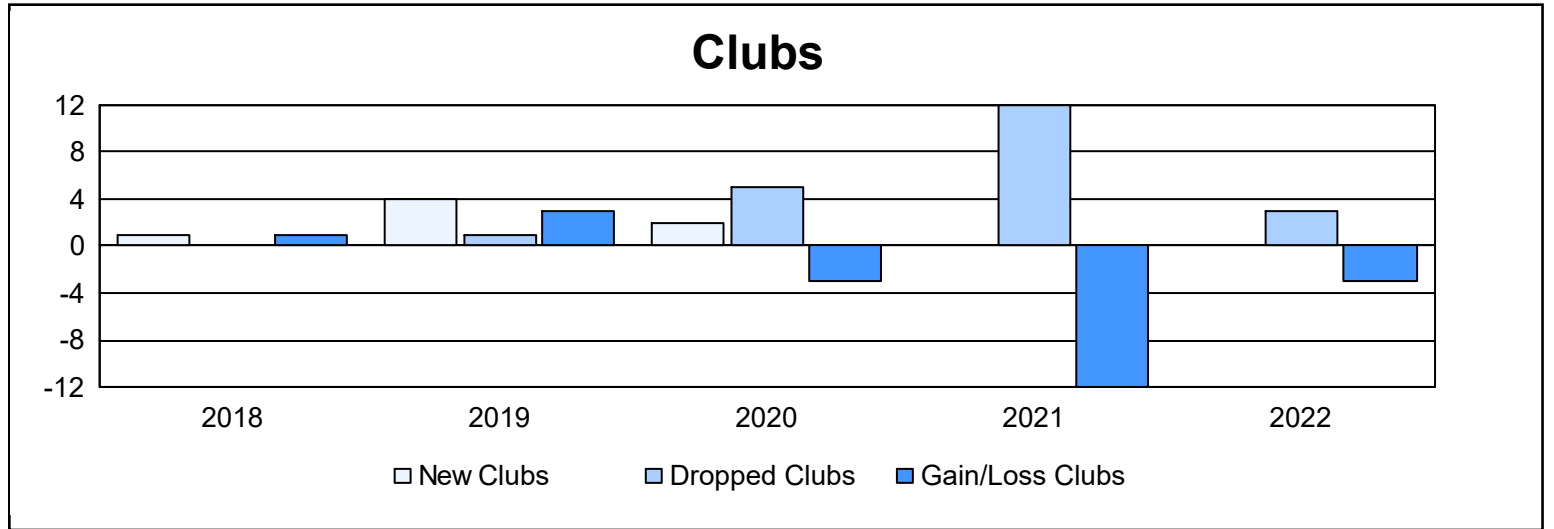
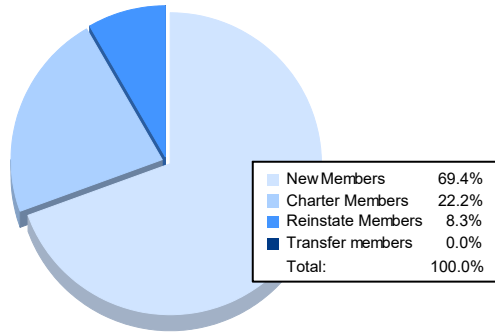


| Year | New Clubs | Dropped Clubs | Gain/ Loss Clubs | New Members | Charter Members | Reinstate Members | Transfer Members | Total Member Added | Total Members Dropped | Gain/ Loss Members |
|----------------|-----------|---------------|------------------|-------------|-----------------|-------------------|------------------|--------------------|-----------------------|--------------------|
| 2017-2018 | 1 | 0 | 1 | 56 | 21 | 10 | 2 | 89 | 244 | -155 |
| 2018-2019 | 4 | 1 | 3 | 69 | 141 | 19 | 0 | 229 | 206 | 23 |
| 2019-2020 | 2 | 5 | -3 | 43 | 44 | 1 | 7 | 95 | 241 | -146 |
| 2020-2021 | 0 | 12 | -12 | 10 | 7 | 3 | 0 | 20 | 277 | -257 |
| 2021-2022 | 0 | 3 | -3 | 25 | 8 | 3 | 0 | 36 | 69 | -33 |
| Average | 1 | 4 | -3 | 41 | 44 | 7 | 2 | 94 | 207 | -114 |



Membership Composition June 2022 Cumulative



Gender Composition June 2022 Cumulative

